

Pocket Reference for

Volunteer Linesman Facilitator

Follow these guidelines for the “Good of the Game”





Your responsibility

- Assist the USSF certified referee as directed
- Position in accordance with the left diagonal – consult with your referee for clarification
- Assist with ball in/out of play
- Signal for throw in, goal kick, corner kick, and substitutions
- Do not signal for offside
- Support the youth referees!

View the proper signals on the back of this card.

Thank you for your help in the success of the youth soccer program!

©PTW (review the back of this card)

	Throw in – flag as a 45 degree angle pointing in the direction of throw
	Goal Kick – from the intersection of the goal and touchline – point straight towards the goal area
	Corner Kick - from the intersection of the goal and touchline point a 45 degree angle downward towards the corner flag
	Substitution – hold the flag square over your head until the referee acknowledges the sub

Pocket Reference for

Volunteer Linesman Facilitator

Follow these guidelines for the “Good of the Game”





Your responsibility

- Assist the USSF certified referee as directed
- Position in accordance with the left diagonal – consult with your referee for clarification
- Assist with ball in/out of play
- Signal for throw in, goal kick, corner kick, and substitutions
- Do not signal for offside
- Support the youth referees!

View the proper signals on the back of this card.

Thank you for your help in the success of the youth soccer program!

©PTW (review the back of this card)

	Throw in – flag as a 45 degree angle pointing in the direction of throw
	Goal Kick – from the intersection of the goal and touchline – point straight towards the goal area
	Corner Kick - from the intersection of the goal and touchline point a 45 degree angle downward towards the corner flag
	Substitution – hold the flag square over your head until the referee acknowledges the sub

Pocket Reference for

Volunteer Linesman Facilitator

Follow these guidelines for the “Good of the Game”





Your responsibility

- Assist the USSF certified referee as directed
- Position in accordance with the left diagonal – consult with your referee for clarification
- Assist with ball in/out of play
- Signal for throw in, goal kick, corner kick, and substitutions
- Do not signal for offside
- Support the youth referees!

View the proper signals on the back of this card.

Thank you for your help in the success of the youth soccer program!

©PTW (review the back of this card)

	Throw in – flag as a 45 degree angle pointing in the direction of throw
	Goal Kick – from the intersection of the goal and touchline – point straight towards the goal area
	Corner Kick - from the intersection of the goal and touchline point a 45 degree angle downward towards the corner flag
	Substitution – hold the flag square over your head until the referee acknowledges the sub