



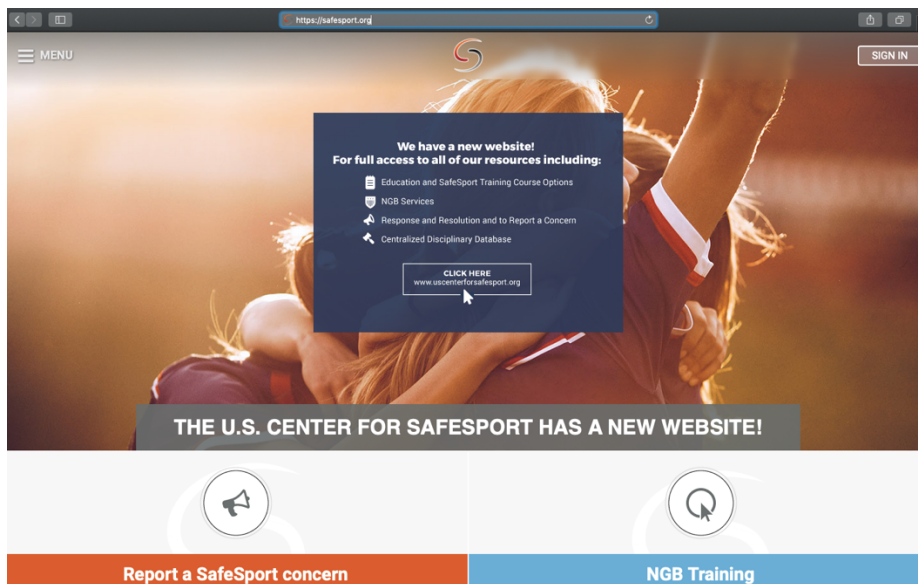
U.S. Soccer Learning Center Finding your SafeSport ID Number

The purpose of this tutorial guide is to demonstrate how:

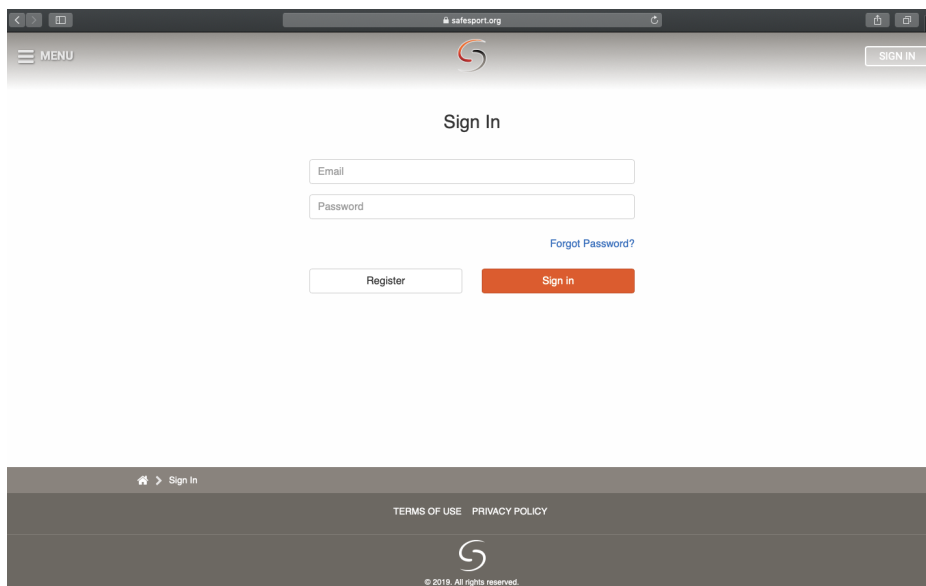
- To retrieve your SafeSport Training Certificate
- Add U.S. Soccer to as a membership option on the SafeSport website
- Add your SafeSport Training Certificate to the U.S. Soccer Learning Center

1. If you have previously completed your SafeSport Training, you can retrieve your certificate via the SafeSport Website:

Visit SafeSport: <https://safesport.org>.




Select "Sign In".



Certificate download is available on the Learning Dashboard.



**SafeSport Trained**
The U.S. Olympic Committee and your national sport organization require all specified individuals to complete this education requirement.
[Certificate](#)

Complete	Available
1	0


2. To add U.S. Soccer as a membership option:


Select “Edit” on Learning Dashboard.


MENU

[Edit](#)

Recent Activities


**Refresh 2: Preventing Misconduct**
[Certificate](#)

**Refresh 1: Recognizing and Reporting Misconduct**
[Certificate](#)

**Sexual Misconduct Awareness Education**
[Certificate](#)

Complete	Incomplete
5	0

[View More](#) 2

**SafeSport Trained**
The U.S. Olympic Committee and your national sport organization require all specified individuals to complete this education requirement.
[Certificate](#)

Complete	Available
1	0

Select “Profile”.

Account

Profile

First Name *

First name is required.

Last Name *

Last name is required.

Email *

Email is required.

Change Password

Cancel

Save



Scroll down and select “Add Membership”.

Chicago

Region *

Illinois

Postal Code *

60616

Birthdate *

mm/dd/yyyy

Gender *

Male

Primary Position(s) *

☒ Administrator ☐ Athlete ☐ Coach ☐ Official ☐ Parent ☐ Volunteer

Memberships(s) *

U.S. Soccer

[Add Membership](#)

If you wish to receive completion credit from your organization, you must add any memberships here. Click here to set up.

Cancel Save

Put in the Access Code: YC3E-6P5G-YYIL-CS2M

Add Membership

Organization *

U.S. Soccer

Access Code *

YC3E-6P5G-YYIL-CS2M

Cancel Save

3. Add SafeSport Training as license to your Learning Center profile:

Log into U.S. Soccer Learning Center and navigate to your profile.
Under “U.S. Soccer Safety Licenses”, select “I’ve already done this”.



Profile SWITCH TO COACH

PROFILE PAYMENTS NOTIFICATIONS

Don't worry, your profile is **not publicly available**. The details you are providing here only help us to identify if you are eligible to participate in any courses you might register for. Therefore please complete it as detailed as possible and keep it updated at all times.

Referee Department
February 18, 1982

CONTACT DETAILS
referee@ussoccer.org
+19083918744
1801 S. Prairie Ave
Chicago, IL 60616
US

U.S. SOCCER REFEREE LICENSES MISSING LICENSE?

Do you have any U.S. Soccer license already?

BACKGROUND SCREENING DO I HAVE TO DO THIS?

(none on file)

U.S. SOCCER SAFETY LICENSES I'VE ALREADY DONE THIS

OTHER QUALIFICATIONS

Tell us about your other qualifications.

ADD QUALIFICATION

Type the SafeSport ID into the "Find your SafeSport record" tool. You may type with the ID with or without spaces. You will not be able to copy and paste directly from the .pdf of the certificate if you do not have a .pdf editor tool.

Find your SafeSport record

If you have already completed SafeSport via another system, such as the SafeSport website, you can paste the unique identifier from your certificate here to find it.

ID

CANCEL

If there is a match, you will see the below screen. Click Yes if it is a match to your first and last name and the license will be updated to your profile.



Find your SafeSport record

If you have already completed SafeSport via another system, such as the SafeSport website, you can paste the unique identifier from your certificate here to find it.



ID

ID Found ☒ ☐
Please confirm this is your record.
☒ NO ☐ YES



✕ CANCEL

Please direct any questions to referee@ussoccer.org.